


\\SERVER1\1\Drawings\2009 Utah Projects\08UC001 Painter Service Center\20080514 Painter's Service Center.pln



CONSULTANTS

PAINTER'S SERVICE CENTER


1600 HILTON DR.
 ST. GEORGE, UTAH
 84770

JIM PAINTER

MARK	DATE	DESCRIPTION

PROJECT NO: #PIn
 MODEL FILE:
 DRAWN BY: WILLIAM D. WESTERN
 CHKD BY:
 COPYRIGHT

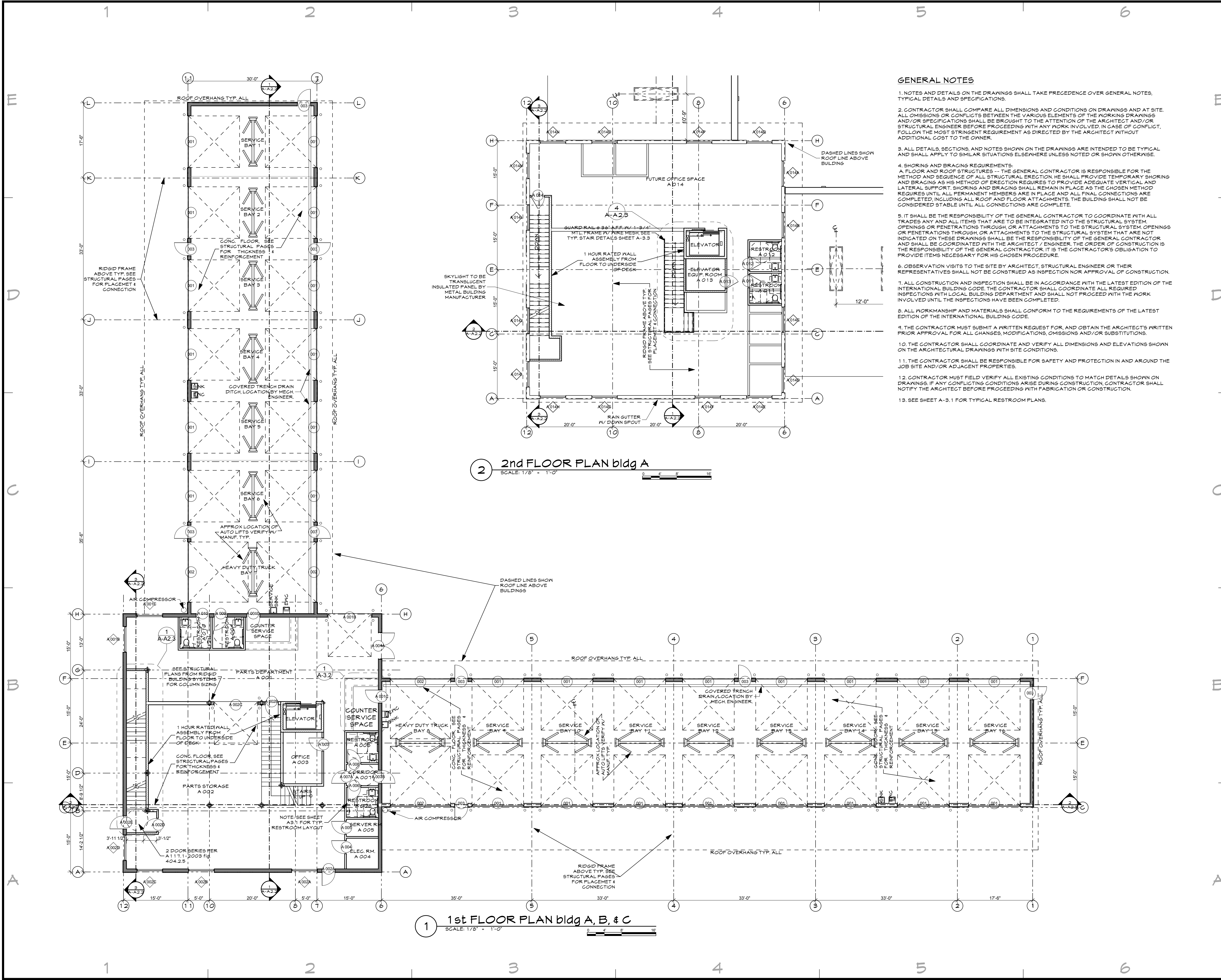
SHEET TITLE
**FLOOR PLAN BLDG
 A,B,& C**



A-A 1.1
 SHEET 3 OF 14

GENERAL NOTES

- NOTES AND DETAILS ON THE DRAWINGS SHALL TAKE PRECEDENCE OVER GENERAL NOTES, TYPICAL DETAILS AND SPECIFICATIONS.
- CONTRACTOR SHALL COMPARE ALL DIMENSIONS AND CONDITIONS ON DRAWINGS AND AT SITE. ALL OMISSIONS OR CONFLICTS BETWEEN THE VARIOUS ELEMENTS OF THE WORKING DRAWINGS AND/OR SPECIFICATIONS SHALL BE BROUGHT TO THE ATTENTION OF THE ARCHITECT AND/OR STRUCTURAL ENGINEER BEFORE PROCEEDING WITH ANY WORK INVOLVED. IN CASE OF CONFLICT, FOLLOW THE MOST STRINGENT REQUIREMENT AS DIRECTED BY THE ARCHITECT WITHOUT ADDITIONAL COST TO THE OWNER.
- ALL DETAILS, SECTIONS, AND NOTES SHOWN ON THE DRAWINGS ARE INTENDED TO BE TYPICAL AND SHALL APPLY TO SIMILAR SITUATIONS ELSEWHERE UNLESS NOTED OR SHOWN OTHERWISE.
- SHORING AND BRACING REQUIREMENTS:
 A. FLOOR AND ROOF STRUCTURES -- THE GENERAL CONTRACTOR IS RESPONSIBLE FOR THE METHOD AND SEQUENCE OF ALL STRUCTURAL ERECTION. HE SHALL PROVIDE TEMPORARY SHORING AND BRACING AS HIS METHOD OF ERECTION REQUIRES TO PROVIDE ADEQUATE VERTICAL AND LATERAL SUPPORT. SHORING AND BRACING SHALL REMAIN IN PLACE AS THE CHOSEN METHOD REQUIRES UNTIL ALL PERMANENT MEMBERS ARE IN PLACE AND ALL FINAL CONNECTIONS ARE COMPLETED, INCLUDING ALL ROOF AND FLOOR ATTACHMENTS. THE BUILDING SHALL NOT BE CONSIDERED STABLE UNTIL ALL CONNECTIONS ARE COMPLETE.
- IT SHALL BE THE RESPONSIBILITY OF THE GENERAL CONTRACTOR TO COORDINATE WITH ALL TRADES ANY AND ALL ITEMS THAT ARE TO BE INTEGRATED INTO THE STRUCTURAL SYSTEM. OPENINGS OR PENETRATIONS THROUGH OR ATTACHMENTS TO THE STRUCTURAL SYSTEM, OPENINGS OR PENETRATIONS THROUGH OR ATTACHMENTS TO THE STRUCTURAL SYSTEM THAT ARE NOT INDICATED ON THESE DRAWINGS SHALL BE THE RESPONSIBILITY OF THE GENERAL CONTRACTOR AND SHALL BE COORDINATED WITH THE ARCHITECT / ENGINEER. THE ORDER OF CONSTRUCTION IS THE RESPONSIBILITY OF THE GENERAL CONTRACTOR. IT IS THE CONTRACTOR'S OBLIGATION TO PROVIDE ITEMS NECESSARY FOR HIS CHOSEN PROCEDURE.
- OBSERVATION VISITS TO THE SITE BY ARCHITECT, STRUCTURAL ENGINEER OR THEIR REPRESENTATIVES SHALL NOT BE CONSTRUED AS INSPECTION NOR APPROVAL OF CONSTRUCTION.
- ALL CONSTRUCTION AND INSPECTION SHALL BE IN ACCORDANCE WITH THE LATEST EDITION OF THE INTERNATIONAL BUILDING CODE. THE CONTRACTOR SHALL COORDINATE ALL REQUIRED INSPECTIONS WITH LOCAL BUILDING DEPARTMENT AND SHALL NOT PROCEED WITH THE WORK INVOLVED UNTIL THE INSPECTIONS HAVE BEEN COMPLETED.
- ALL WORKMANSHIP AND MATERIALS SHALL CONFORM TO THE REQUIREMENTS OF THE LATEST EDITION OF THE INTERNATIONAL BUILDING CODE.
- THE CONTRACTOR MUST SUBMIT A WRITTEN REQUEST FOR, AND OBTAIN THE ARCHITECT'S WRITTEN PRIOR APPROVAL FOR ALL CHANGES, MODIFICATIONS, OMISSIONS AND/OR SUBSTITUTIONS.
- THE CONTRACTOR SHALL COORDINATE AND VERIFY ALL DIMENSIONS AND ELEVATIONS SHOWN ON THE ARCHITECTURAL DRAWINGS WITH SITE CONDITIONS.
- THE CONTRACTOR SHALL BE RESPONSIBLE FOR SAFETY AND PROTECTION IN AND AROUND THE JOB SITE AND/OR ADJACENT PROPERTIES.
- CONTRACTOR MUST FIELD VERIFY ALL EXISTING CONDITIONS TO MATCH DETAILS SHOWN ON DRAWINGS. IF ANY CONFLICTING CONDITIONS ARISE DURING CONSTRUCTION, CONTRACTOR SHALL NOTIFY THE ARCHITECT BEFORE PROCEEDING WITH FABRICATION OR CONSTRUCTION.
- SEE SHEET A-3.1 FOR TYPICAL RESTROOM PLANS.



2 2nd FLOOR PLAN bldg A
 SCALE: 1/8" = 1'-0"

1 1st FLOOR PLAN bldg A, B, & C
 SCALE: 1/8" = 1'-0"